

POWERPLUS



POWC1020

IMPACT DRILL 600W

KLOPBOORMACHINE
PERCEUSE À PERCUSSION
SCHLAGBOHRMASCHINE
TALADRO PERCUTOR



5 400338 070839 >

IMPORTANT FEATURES

**600
WATT**

**0-3100
min⁻¹**

**48000
ipm**

**2
YEAR
WARRANTY**

KEYLESS
CHUCK
WITH LOCK
FUNCTION

AUXILIARY
HANDLE

SOFT
GRIP

3 FUNCTIONS

SCREWDRIVING

DRILLING

IMPACT DRILLING

- 1 DEPTH GAUGE**
DIEPTE AANSLAG
JAUGE DE PROFONDEUR
TIEFENANSCHLAG
TOPE DE PROFUNDIDAD
- 2 DRILL AND IMPACT MODE SELECTOR**
SCHAKELAAR BOOR-/KLOPBOORFUNCTIE
SÉLECTEUR DE FONCTION PERÇAGE/
PERÇAGE À PERCUSSION
SCHALTER BOHREN/SCHLAGBOHREN
INTERRUPTOR DE FUNCIÓN DE MARTILLO
- 3 LEFT/RIGHT-SWITCH**
LINKS/RECHTS-OMSCHAKELAAR
SÉLECTEUR DE ROTATION GAUCHE/DROITE
WÄHLSCHALTER VORWÄRTS/RÜCKWÄRTS
CONMUTADOR DE SENTIDO HACIA DELANTE/HACIA ATRÁS
- 4 SPEED CONTROL DIAL**
INTELWIEL TOERENTAL
MOLETTE DE RÉGLAGE DE LA VITESSE
DREHZAHL-VORWAHLKNOPF
RUEDA DE AJUSTE DE VELOCIDAD
- 5 LOCK-ON BUTTON**
VERGRENDELKNOP
BOUTON DE VERROUILLAGE
VERRIEGELUNGSKNOPF
BOTÓN DE BLOQUEO

POWERPLUS






POWC1020 IMPACT DRILL 600W

Screwdriving, drilling and impact drilling is easy with this 600W impact drill. A speed control dial allows you to set the optimal rotation speed (from 0 to 3100min⁻¹) for drilling in different materials.

The drill capacity in concrete is 13mm, in steel 10mm and in wood 25mm. When choosing for the impact function, you get an impact rate of 48000 impacts per minute.

The POWC1020 has a keyless chuck with lock function. This makes it very easy to change bits and drills. It also comes with an auxiliary handle, a depth stop, a forward/reverse lever and lock-on button. The impact drill is compact and light, making it perfect for smaller DIY projects.

TECHNICAL SPECIFICATIONS POWC1020		Features	Box content	Symbols
Voltage - frequency	230-240V~ 50Hz	<ul style="list-style-type: none"> • 3 functions • lock-on button • soft grip • keyless chuck with lock function • left/right-switch • depth stop • speed control 	1x impact drill	  
Rated power	600W		1x depth stop	
Rotation speed	0-3100min ⁻¹		1x auxiliary handle	
Impact rate	48000 impacts per minute		1x manual	
Chuck type	Keyless chuck + lock function Max. Ø13mm			
Capacity	Concrete 13mm / Steel 10mm / Wood 25mm			

KREATOR

THE RIGHT ACCESSORY FOR EVERY JOB



VARO - VIC.VAN ROMPUY nv - DIY & GARDEN TOOLS
 JOSEPH VAN INSTRAAT 9 - 2500 LIER - BELGIUM
 TEL +32 (0)3 292.92.92 | FAX +32 (0)3 292.92.72
 INFO@VARO.COM | WWW.VARO.COM

Box (piece)



Our +50 years of experience guarantee a professional and high quality service.