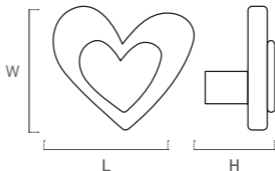








# 666S

wood



Color	Cod.	Ref.	L	W	H	
 03	<b>666BLS</b>	666S.54.03	<b>54</b>	46	32	12
 11	<b>666RSS</b>	666S.54.11	<b>54</b>	46	32	12
 12	<b>666VES</b>	666S.54.12	<b>54</b>	46	32	12
 14	<b>666AZS</b>	666S.54.14	<b>54</b>	46	32	12
 21	<b>666ARS</b>	666S.54.21	<b>54</b>	46	32	12