



# ENERG



## INFINITON

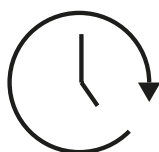
WM-D61DPE




**65 kWh** /



**6,0 kg**



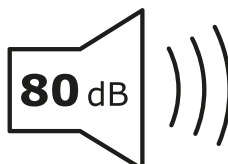
**3:18**



**43 L**



AB **C** DEFG



AB **C** D