





# ENERG



**HISENSE**

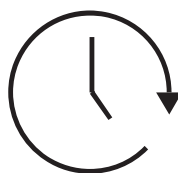
WF3S9045BW3




**34 kWh** /



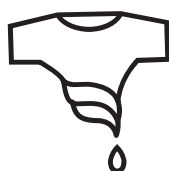
**9,0 kg**



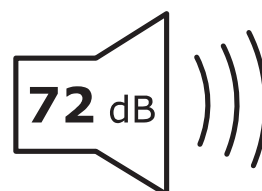
**3:48**



**39 L**



**A**BCDEFG



**A**BCD